


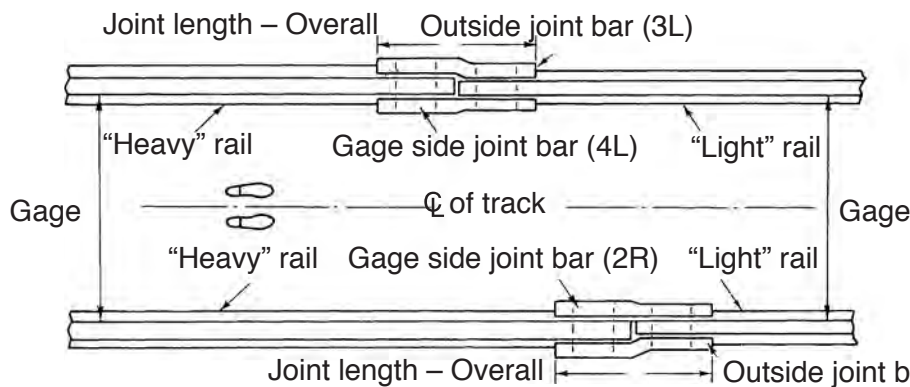
COMPROMISE AND INSULATED JOINT BARS



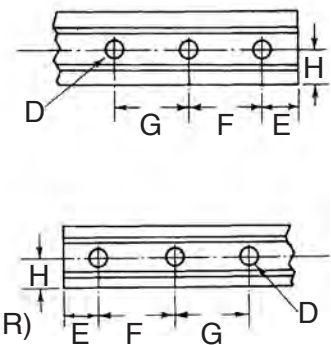
Compromise Joint Bars are designed to join rail sections of different sizes while keeping gage and running surfaces in alignment. Compromise joints consist of two bars – an “outside joint bar” and a “gage side joint bar.” Generally speaking, unless the difference between the rail head widths is less than 3/16”, right and left-hand joints are required. Unless otherwise specified:

- 1) bolt holes are alternately round and oval,
- 2) bolts are not provided, and
- 3) rail joint opening is 1/8”.

To Determine Right-Hand or Left-Hand Joint



To Determine Bolt Hole Locations



Stand between “Heavy” rails, facing direction of the “Light” rails. Indicate the joint to the right as “Right Hand” joint, and the joint to the left as the “Left Hand” joint.

Insulated Joint Bars

Steel bar core has exceptional strength, providing the fatigue resistance to withstand punishing loads and curve forces. Electrical integrity is derived from a high durable polyurethane coating that resists moisture and excessive temperature. Insulated rail joints are furnished with steel-lined bushings and insulated high-pressure end post.

- Strong heat-treated steel core provides full support for rail ends
- Polyurethane insulation completely surrounds the core - including the bolt hole - providing superior insulating properties
- Resistant to moisture, abrasion, cracking, grease, oil, brine, weather and insects
- Unaffected by temperature extremes
- Conforms to rail irregularities

